

**STUDY OF ETHNO-MEDICINAL PLANTS OF GANANATH HILL (DISTRICT
ALMORA) WITH SPECIAL REFERENCE TO AYURVEDIC TEXTS****Dr. Shubham Rajput^{*1}, Dr. Suresh Chaubey², Dr. R. C. Tiwari³, Dr. Aseesh Pandey⁴**¹P.G. Scholar, Department of Dravyaguna, Rishikul Campus, Uttarakhand Ayurved University, Dehradun ,248001, Uttarakhand, India.²Professor, P.G. Department of Dravyaguna, Rishikul Campus, Uttarakhand Ayurved University, Dehradun, 248001, Uttarakhand, India.³Professor, P.G. Department of Agad tantra, Rishikul Campus, Uttarakhand Ayurved University, Dehradun, 248001, Uttarakhand, India.⁴Scientist C, G.B. Pant National Institute of Himalayan and Environment, Almora, Uttarakhand.***Corresponding Author: Dr. Shubham Rajput**

P.G. Scholar, Department of Dravyaguna, Rishikul Campus, Uttarakhand Ayurved University, Dehradun, 248001, Uttarakhand, India.

DOI: <https://doi.org/10.5281/zenodo.20962811>**How to cite this Article:** Dr. Shubham Rajput^{*1}, Dr. Suresh Chaubey², Dr. R. C. Tiwari³, Dr. Aseesh Pandey⁴ (2026). Study Of Ethno-Medicinal Plants Of Gananath Hill (District Almora) With Special Reference To Ayurvedic Texts. World Journal of Pharmaceutical and Medical Research, 12(7), 220-233.

This work is licensed under Creative Commons Attribution 4.0 International license.



Article Received on 23/05/2026

Article Revised on 12/06/2026

Article Published on 01/07/2026

ABSTRACT

Background: A large population of the rural area of the Uttarakhand is still dependent upon traditional plant-based knowledge to combat various disease conditions. This study aimed to explore the ethnopharmacological information and document traditional uses of plants in the Kumaun Himalayan region. Here we show the study of Gananath hill of district Almora of the Uttarakhand state in India, located in the western Himalayan region. **Objective:** The present study focuses on the critical study of *Nighantus* with special reference to the herbs found in the selected study area. The research also includes the collection of recent ethnomedicinal information from local inhabitants and traditional healers. Botanical verification of important medicinal plants has been carried out to ensure accurate identification and scientific authenticity. The study further documents traditional knowledge associated with ethnomedicinal uses of various plant species. In addition, an analysis of the pharmacological properties and therapeutic applications of these ethnomedicinal plants has been conducted on the basis of Ayurvedic *Nighantus*. The research also presents an analytical study of selected medicinal plants based on field survey and ethnomedicinal observations. **Methods:** A total of 25 traditional healers and experienced inhabitants between age 25- 80 years of age were interviewed by a semi-structured questionnaire. Analytical study of selected medicinal plants based on field survey and ethnomedicinal observations. **Results:** A total of 50 plant species were reported from families. The highest number of plant species were collected from family and families followed by. Primary uses of plants were categorised into 42 disease categories. The highest number of species was reported to be used for cuts and wounds disorders, followed by cough and cold, fever. **Conclusion:** Local traditional knowledge and practice of plant- based medicine is quite widespread in the rural areas of Uttarakhand and is an indispensable part of the healthcare system. It plays a vital role in the absence of basic medical facilities and tremendous paucity of trained medical personnel.

KEYWORDS: Ethnomedicine, *Ayurved*, Traditional knowledge.**INTRODUCTION**

Ethnomedicine refers to “the traditional medical practices concerned with the cultural interpretation of health, disease, and treatment.” (Martin, G.J. 1995). Medicinal plants have formed the cornerstone of traditional healthcare systems since the dawn of human civilization. Long before the development of modern

pharmaceuticals, human societies relied extensively on plants for treating diseases, maintaining health, and preventing illnesses. In India, this knowledge system is deeply rooted in Ayurveda, which is considered one of the oldest holistic systems of medicine in the world.

Hundreds of years of beliefs and observations are the basis of various traditional medicine systems, which predate the expansion and spread of modern medicine. Such systems were developed by our ancestors who learned very comprehensively from nature initially by tasting of what was available in their surrounding areas (Aburjai *et al.* 2007). The popularity of complementary medicine is, however, increasing rapidly since past few decades. Traditional systems of medicine, for instance Ayurveda, traditional Chinese medicine system and other indigenous systems of medicine are widely used worldwide, and the traditional preparations are marketed in many developed countries as dietary supplements. It was reported in a survey that approximately 48.5% respondents from Australia and 34% respondents from the USA had used at least one form of alternative therapy including herbal medicine (Eisenberg *et al.* 1998, Grover *et al.* 2001, MacLennan *et al.* 1996). Ethnopharmacological studies are gaining tremendous importance these days. There are several such studies that are being conducted in recent times (Barkaoui *et al.* 2017, Davids *et al.* 2016, Eddouks *et al.* 2016, Kose *et al.* 2015, Moteetee, Kose 2016, Rahman *et al.* 2016, Shawahna, Jaradat *et al.* 2017, Zhao *et al.* 2017). Several medicinal plants are used by the natives of the Kumaun Himalayan region for numerous disorders. Although studies have been conducted to explore the Uttarakhand region (Farooquee *et al.* 2004, Kala *et al.* 2005, Negi *et al.* 2011, Phondani *et al.* 2010, Sharma *et al.* 2011) still there is a vast potential in the Himalayan region concerning the ethnomedicinal wealth.

Uttarakhand (formerly known as Uttaranchal) is the newest state among the Himalayan provinces of India and came into existence as the 27th state of the Republic of India. Uttarakhand has 13 districts and is divided into 2 divisions - Garhwal and Kumaun. A large portion of the population in Uttarakhand is agro-based and economically dependent on agriculture. However, due to the region's steep mountainous terrain, making agriculture hard. Fortunately, the state is endowed with abundant forests and water resources and the source for many rivers, as well. Although, studies have been conducted in the Kumaun Himalayan region to explore medicinal plant diversity and in some places the use of medicinal plants in the different ailments by the inhabitants (Bhatt *et al.* 2012, Gangwar, Gangwar 2010, Kapkoti *et al.* 2011). However, most of the area covered in this study is still unexplored and to the best of our knowledge no study is available with reference to *Ayurvedic* texts. Therefore the study was conducted to collect and evaluate data from traditional healers and experienced inhabitants on medicinal plant-based remedies from the region of western Himalayas.

MATERIAL AND METHODS

Study area

Uttarakhand state is a part of the North-Western Himalayas and is located between 28° 43' - 31° 27'N latitudes and 77°34' - 81°02' E longitudes. The state is affluent in culture, religious attributes and the beautiful natural sights. The state is full of biodiversity and natural resources in context to flora, fauna or people. It is different from other states due to its mountainous geography. The state is mainly a mountainous state and most of the people of Uttarakhand are known as "Paharis" which means 'people of the hills', and similar "Pahari" people with different cultural and linguistic characters are found in the neighboring state in west Himachal Pradesh and east Nepal (Mawdsley, 1997, Joshi, Negi 1994).

An explorative study was conducted in the Gananath hill of Kumaun Himalayan region (Figure different villages namely Paner Gaon, Bina, Thapala, Satarali, Kandey, Dotiyal gaon etc. The study was conducted within Gananath hill of Almora district of Uttarakhand. Gananath hill is situated near the Takula block of district Almora. Particular site approximately 7-8 km around the Takula village. Gananath is a Shiva Temple in the Takula block of Almora district, Takula situated near the Almora-Bageshwar border, in Almora district of the Indian state of Uttarakhand. Situated at an elevation of 2116 meters above sea level (6942 ft). Gananath hill lies 47 km from Almora district Headquarters. The region is also famous for its rich biodiversity, culture, tradition and mythology. Geographically, it has rich vegetation and mostly covered by forest areas. This region has a mixed forest and is very rich in medicinal flora. To spread and documentation of the knowledge about the traditional medicinal plants, were done by survey and research work in Gananath hill. In conclusion, Gananath Temple in Takula, Almora, represents a unique combination of natural beauty, ecological diversity, historical relevance, and spiritual significance. Its remote location, favorable climatic conditions, and rich biodiversity make it an ideal study area for research in the fields of Ayurveda, medicinal plants, ecology, and ethnobotany. The integration of traditional knowledge with scientific investigation at this site provides a strong foundation for meaningful and comprehensive research. The details of the study area are provided in Figure 2.



Figure 1: Map of study site located in district Almora of Uttarakhand.



Figure 2: Images of study area.

Data Collection

The study was based on field surveys conducted from the year October 2024 to May 2026. The surveys were done throughout the day in different seasons including the last part of the summer season and the onset of monsoon. Verbal prior informed consent was taken from all the participants after telling them the purpose of the study. Data about the therapeutically important medicinal plants were gathered with the help of open ended semi-structured interviews. Interviews were conducted in Hindi and local language Kumauni depending upon the social and educational status of the respondent. Most of the people were interviewed at their homes but some of them were also interviewed in the forest areas and in groups as per the suitability for drawing maximum information. Field surveys were conducted with traditional healers and experienced natives of the

villages, and plants were collected accordingly. Stays were also made in different villages with the help of the villagers. An extensive literature review of *Ayurvedic* texts was also done to verify the pharmacological relevance in *Ayurveda*.

Collection, Identification and authentication of the plants

Medicinal plants were collected in different seasons throughout the year from the fields and forest areas. Most of the plants were collected from areas at the altitude of 2000 m above sea level. Collected medicinal plants were dried, mounted on herbarium sheets and identified in government centers, including the Botanical Survey Of India, Dehradun, G.B. Pant National Institute of Himalayan Environment, P.G. Department of Dravyaguna, Rishikul Campus, Uttarakhand Ayurved

University. The plant specimens were identified by expert taxonomist and deposited in the respective herbaria.

RESULTS AND DISCUSSION

Respondent biographic details

The data were collected by open informal and sometimes group interviews. The samples were selected on the basis of stratified sampling procedures. The information about the respondents were collected from the local villagers or sometimes from the respondents themselves. Twentyfive traditional medicine practitioners and experienced local inhabitants were interviewed. This is an important information which represents that the substantially higher male population is aware about folkware medicine practices. All the informants were native to the area and their families residing in the region from generations.

Social life and challenges

Different sections of the study area had almost similar socioeconomic conditions. One of the major problems observed in remote mountainous region was that of the migration of the local inhabitants from hilly areas to the nearby plain areas for better economic conditions and in search of job opportunities. Most inhabitants of these villages are either dependent on agriculture, or dependent on their livestock for their daily needs. Several geriatric





people were found living alone or as couple, while their children were living in the cities for earning livelihood. Sometimes elderly people didn't desire to leave their villages either. The life in these areas is very challenging. Some of the major challenges are poor connectivity of roads, lack of basic facilities such as schools, hospitals etc. The area is prone to the natural disasters such as earthquakes, landslides, and cloudburst. Although, in some areas schools and hospitals are present, but teachers and medical practitioners are unwilling to work in these remote areas, and the children of these villages remain deprived of the fundamental rights of education and healthcare. It was also found during the study that the basic facilities and economic conditions were better in the villages that are in close vicinity of the towns and or plain areas.









Species distribution









A total of 50 species were reported, belonging to 33 families. Plant species listed in Table 1. The highest numbers of plant species were collected from Asteraceae and Rosaceae families, followed by Pinaceae.









Total 50 plant species recorded during study which are being used as ethnomedicine. Out of them 28 following plants have no reference in these *Nighantus*(*Ayurved* Texts).









Table 1: List of plant species.









| S. No | Plant species | S. No | Plant species |
|-------|---|-------|---|
| 1. |  <i>Abies pindrow</i> (Royle ex. D.Don) Royle | 2. |  <i>Acmella oleracea</i> (L.) R.K. Jansen |
| 3. |  <i>Acorus calamus</i> Linn. | 4. |  <i>Ageratina adenophora</i> (spreng.) R.M.King & H.Rob. |







| | | | |
|------------|---|------------|---|
| <p>5.</p> |  <p><i>Ainsliaea aptera</i> DC.</p> | <p>6.</p> |  <p><i>Ajuga parviflora</i> Benth.</p> |
| <p>7.</p> |  <p><i>Anaphalis triplinervis</i> (Sims.) C. B. Clarke</p> | <p>8.</p> |  <p><i>Asparagus racemosus</i> Willd.</p> |
| <p>9.</p> |  <p><i>Berberis lycium</i> Royle.</p> | <p>10.</p> |  <p><i>Bergenia ciliata</i> (Haworth) Sternberg</p> |
| <p>11.</p> |  <p><i>Boenninghausenia albiflora</i> (Hook.)</p> | <p>12.</p> |  <p><i>Cedrus deodara</i> (Roxb. ex D. Don) G. Don.</p> |

| | | | |
|------------|---|------------|--|
| <p>13.</p> |  <p>Bina, Uttarakhand, India Garhwal Range - Mallinagar, Bina, Uttarakhand 246201, India Lat: 29.74346° Long: 76.71658° Friday, 07/11/2026 02:03 PM GMT +05:30</p> | <p>14.</p> |  |
| <p>15.</p> |  | <p>16.</p> |  <p>Bauri, Uttarakhand, India Omashan Range, Bauri, Uttarakhand 263628, India Lat: 29.75578° Long: 79.575014° Friday, 07/11/2026 02:03 PM GMT +05:30</p> |
| <p>17.</p> |  | <p>18.</p> |  |
| <p>19.</p> |  <p>Almora Range, Uttarakhand, India Ramnagar - Gananagar Road, Almora Range, Uttarakhand 246628, India Lat: 29.76614° Long: 79.65172° Friday, 07/11/2026 03:00 PM GMT +05:30</p> | <p>20.</p> |  |

| | | | |
|-----|--|-----|---|
| 21. |  <p data-bbox="293 533 673 562"><i>Hedychium spicatum</i> Ham. ex Sm.</p> | 22. |  <p data-bbox="1027 533 1391 562"><i>Hypericum oblongifolium</i> Choisy</p> |
| 23. |  <p data-bbox="373 987 593 1021"><i>Juglans regia</i> Linn.</p> | 24. |  <p data-bbox="989 981 1426 1010"><i>Crepidium acuminatum</i> (D.Don) Szlach.</p> |
| 25. |  <p data-bbox="245 1413 715 1442"><i>Osbeckia stellata</i> Buch. -Ham. ex Ker Gaw</p> | 26. |  <p data-bbox="963 1391 1458 1451"><i>Persicaria capitata</i> (Buch. - Ham. Ex D.Don) H.Gross</p> |
| 27. |  <p data-bbox="325 1839 641 1868"><i>Pinus wallichiana</i> A. B. Jack</p> | 28. |  <p data-bbox="1107 1839 1311 1868"><i>Plantago major</i> L.</p> |

| | | | |
|------------|--|------------|---|
| <p>29.</p> |  <p><i>Podophyllum hexandrum</i> Royle</p> | <p>30.</p> |  <p><i>Potentilla fulgens</i> Wall. ex Hook.</p> |
| <p>31.</p> |  <p><i>Fragaria indica</i> Andrews</p> | <p>32.</p> |  <p><i>Prunus cerasoides</i> D. Don.</p> <p>QMSV+338, Almora Range, Uttarakhand 263628, India Latitude: 29.76770976° Longitude: 79.69280743° Local 02:58:40 PM Altitude: 2102 meters GMT 09:28:40 AM Friday, 07-11-2025 Note: Captured by GPS Map Camera Lite</p> |
| <p>33.</p> |  <p><i>Pyracantha crenulata</i> D. Don</p> <p>Almora Range, Uttarakhand, India Karamnash, Karamnash Road, Almora Range, Uttarakhand 263621, India Lat: 29.766667, Long: 79.691667 Friday, 07/11/2025 05:09 PM GMT 10:30</p> | <p>34.</p> |  <p><i>Pyrus pashia</i> Buch</p> |
| <p>35.</p> |  <p><i>Quercus leucotrichophora</i> Camus</p> | <p>36.</p> |  <p><i>Rhododendron arboreum</i> Sm.</p> <p>Almora Range, Uttarakhand, India Karamnash, Karamnash Road, Almora Range, Uttarakhand 263621, India Lat: 29.766667, Long: 79.691667 Friday, 07/11/2025 05:09 PM GMT 10:30</p> |

| | | | |
|-----|--|-----|--|
| 37. |  <p>Bina, Uttarakhand, India Kangerchitra - Mallika Mandir, Bina, Uttarakhand 243629, India Lat: 25.762745° Long: 75.708803° Friday, 07/11/2025, 04:34 PM GMT +05:30</p> | 38. |  |
| 39. |  <p>Almora Range, Uttarakhand, India Kumhari - Saranathi Road, Almora Range, Uttarakhand 243628, India Lat: 25.762745° Long: 75.708803° Friday, 07/11/2025, 02:20 PM GMT +05:30</p> | 40. |  <p>Thapali, Uttarakhand, India Dharauli, Kangerchitra - Mallika Mandir, Thapali, Uttarakhand 243628, India Lat: 25.762745° Long: 75.708803° Friday, 07/11/2025, 03:20 PM GMT +05:30</p> |
| 41. |  | 42. |  |
| 43. |  | 44. |  |

| | | | |
|-----|--|-----|---|
| 45. |  | 46. |  |
| | <i>Urtica parviflora</i> Roxb. | | <i>Valeriana jatamansi</i> Jones ex Roxb. |
| 47. |  | 48. |  |
| | <i>Verbascum thapsus</i> Linn. | | <i>Viburnum cotinifolium</i> D. Don |
| 49. |  | 50. |  |
| | <i>Viola pilosa</i> Blume. | | <i>Zanthoxylum alatum</i> Roxb. |

Quantitative data analysis of plants used in various disease conditions

Primary use of plants were organised in 42 disease categories. The explanatory details of primary uses of

plants are presented in Figure 3. The details of the documented plants species mentioned in along with their traditional uses are presented in Table 2.

Table 2: Ethnomedicinal uses of plants in the Gananath hill.

| S. No. | Botanical Name | Ethnomedicinal indication |
|--------|---|---|
| 1. | <i>Abies pindrow</i> (Royle ex. D. Don) Royle | Fever, cold, pain& swelling, Cough, Asthma Respiratory Diseases |
| 2. | <i>Acorus calamus</i> Linn. | Cold and cough, Fever, Pain and inflammation, Worm infestation |
| 3. | <i>Asparagus racemosus</i> Willd. | Lactation, Diuretic, Urinary disorders, Stomachache, Dysentery, Health tonic |
| 4. | <i>Berberis lycium</i> Royle. | Fever, Jaundice, Diabetes, Eye Inflammation |
| 5. | <i>Bergenia ciliata</i> (Haworth) Sternberg | Swelling, Micturation Problem, Renal-calculi |
| 6. | <i>Cedrus deodara</i> (Roxb. ex D. Don) G. Don. | Joint pain, Sotha, Skin disease |
| 7. | <i>Crepidium acuminatum</i> (D. Don) Szlach. | Bronchitis, Purgative, Health Tonic |
| 8. | <i>Hedychium spicatum</i> Ham. ex Sm. | Pneumonia, Fever, Cough, Asthama, Cuts or Wounds |
| 9. | <i>Juglans regia</i> L. | Sunburns, itching, Scalp dandruff, toothache, ringworm infestation, rheumatic pain. |

| | | |
|-----|--|---|
| 10. | <i>Pinus roxburghii</i> Sarg. | Bone fracture, Asthma, Scorpion sting, Snake bite, Heel Crack, Joint pain, Swelling |
| 11. | <i>Plantago major</i> L | Constipation, Cuts and wounds, Dry cough |
| 12. | <i>Podophyllum hexandrum</i> Royle. | Cuts and wounds, Skin disease, Boils, cold, Constipation |
| 13. | <i>Prunus cerasoides</i> Buch. -Ham. ex. D. Don | Swelling and contusion, Psychomedicine, Cut and wound, Burn, Fever |
| 14. | <i>Rhus parviflora</i> (Roxb.) F. A. Barley | Cholera |
| 15. | <i>Rubia cordifolia</i> Linn. | Wound, Blood purifier, Dysentery, Skin disease, Jaundice |
| 16. | <i>Taraxacum sect. Taraxacum</i> F. H. Wigg. | Fever, Joint pain, Jaundice, Skin disease |
| 17. | <i>Taxus wallichiana</i> Zucc. | Muscles and joints problems, Fracture, Cough and cold, Respiratory problems |
| 18. | <i>Thalictrum foliolosum</i> DC. | Gout, Rheumatism, Eye inflammation |
| 19. | <i>Valeriana jatamansi</i> Jones ex Roxb. | Fever, Wound, Joint pain, Insomnia Hysteria, Epilepsy |
| 20. | <i>Verbascum thapsus</i> Linn. | Inflammation, Chest complaints, Diarrhoea, Earache, Cuts and wounds |
| 21. | <i>Viola pilosa</i> Blume. | Cold and cough, Headache, jaundice, Pain, Inflammation, fever. |
| 22. | <i>Zanthoxylum armatum</i> Roxb. | Cough, Pyorrhoea, Gum bleeding, Toothache |
| 23. | <i>Acmella oleracea</i> (L.) R. K. Jansen | Toothache and oral infections, sore throats, Wounds, skin infection |
| 24. | <i>Ageratina adenophora</i> | Checks bleeding, sores, ringworm, cuts, wound, burns, cough cold |
| 25. | <i>Ainsliaea aptera</i> DC. | Fever, Stomach-ache |
| 26. | <i>Ajuga parviflora</i> Benth. | Abdominal problems, skin diseases, Acne, Earaches |
| 27. | <i>Anaphalis triplinervis</i> (Sims.) C. B. Clarke | cuts & tears |
| 28. | <i>Boenninghausenia albiflora</i> (Hook.) | Cuts and wounds, Malaria |
| 29. | <i>Cirsium verutum</i> (D. Don) Spreng. | Wounds, boils, Liverdisorders, digestive problems, skin infection |
| 30. | <i>Daphne papyracea</i> Wall. ex G. Don. | Joint pain, Skin disease, Purgative |
| 31. | <i>Dicliptera chinensis</i> (L) Juss | Fever, cough, cuts, wounds, skin infections, swelling, pain |
| 32. | <i>Duhaldea cuspidata</i> (DC.) Anderb. | Cuts, wounds, skin infection, fever, digestive disorders, pain, cough, cold |
| 33. | <i>Drepanostachyum falcatum</i> (Nees) Keng f. | In indigestion, acidity |
| 34. | <i>Fagopyrum esculentum</i> Moench | Diabetes management, Hypertension, cardiovascular disorders, Post delivery in females |
| 35. | <i>Flemingia strobilifera</i> (L.) W. T. Aiton. | Joint pain, Swelling, Expectorant |
| 36. | <i>Geranium wallichianum</i> D. Don ex Sweet | Leucorrhoea, back pain, diarrhoea, general fitness |
| 37. | <i>Hypericum oblongifolium</i> Choisy | Fever, wound, boils |
| 38. | <i>Osbeckia stellata</i> Buch. -Ham. ex D. Don | Toothache, wounds, Jaundice, leucoderma |
| 39. | <i>Persicaria capitata</i> (Buch. - Ham. Ex D. Don) H. Gross | Wounds, boils, urinary disorder, stomach disorder, swelling, dysentery, diarrhoea |
| 40. | <i>Potentilla fulgens</i> Wall. ex Hook. | Toothache, Wound, Eye disease, throat infections |
| 41. | <i>Potentilla indica</i> (Andrews) Th. Wolf | antiseptic properties. digestive issues, to burns, insect bites and wounds |
| 42. | <i>Pyracantha crenulata</i> D. Don | Fever, Rejuvenation, Joint pain |
| 43. | <i>Pyrus pashia</i> Buch. - Ham. ex. DDon | constipation. sore throat, baldness, typhoid, asthma |
| 44. | <i>Quercus leucotrichophora</i> A. Camus | Jaundice, indigestion, cuts & wounds |
| 45. | <i>Rhododendron arboreum</i> Sm. | Indigestion, Dysentery, Asthma, Fever |
| 46. | <i>Rubus ellipticus</i> Sm. | Headache, Skin infections and ulcers, Burns, cold, cough, headache, and fever, Diarrhea and dysentery |
| 47. | <i>Rumex hastatus</i> D. Don | Cuts and wounds, Mouth ulcers, Tonic, Skin disease |
| 48. | <i>Smilax aspera</i> L. | Wound healing, boils, swelling, arthritis joint pain, rheumatism |
| 49. | <i>Urtica parviflora</i> Roxb. | Baldness, sprains and swelling, coughs, fevers, blood purifier. |
| 50. | <i>Viburnum cotinifolium</i> D. Don | Jaundice, indigestion, cuts & wounds |

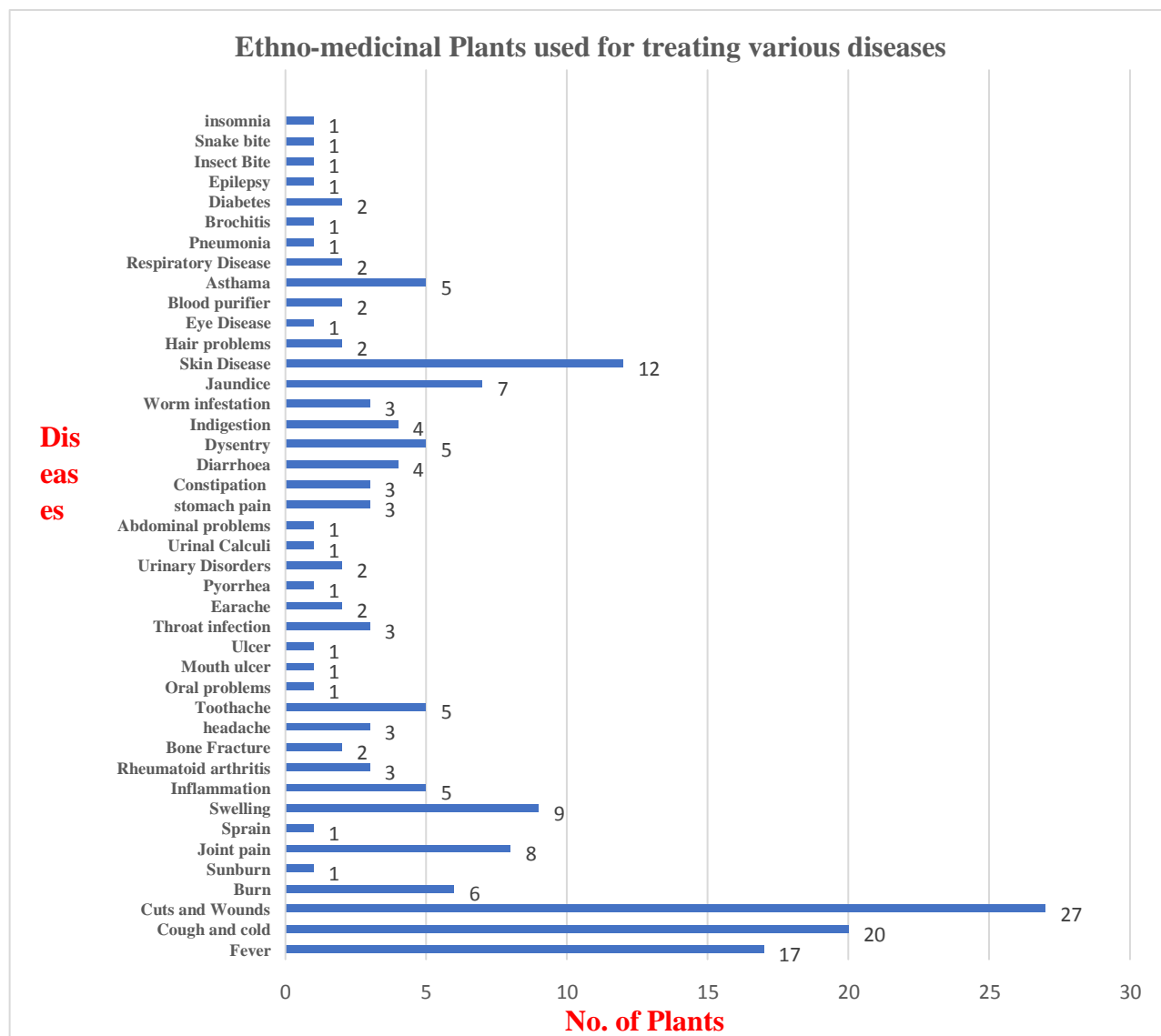


Figure 3: Ethno-medicinal Plants used for treating various diseases.

The significant plant wealth in the Himlayan region can be potential source for the development of the socioeconomic conditions of the populations residing in the study area. As mentioned earlier that there are several socio-economic challenges are present in front of the rural people of the study area. The gathered plants can substantially improve the economic conditions of the native people of the study area. For instance, cultivation of different important plants like *Berberis*, and *Bergenia* could provide high economic outcomes in terms as these plants are endangered and possess a huge market value due to their potential uses in the Ayurvedic and other traditional medicine formulations. Moreover, value addition in the form of product development from various Himalayan medicinal plants like *Rhododendron* and many others have the potential to generate great market values. Due to changing lifestyles, great secrecy of traditional healers and disinterest of youngsters, the

practice of, and dependence of ethnic societies on folk medicines is in rapid decline globally. Therefore, ethnobotanical exploitation and documentation of indigenous knowledge about the usefulness of such a vast pool of genetic resources is deliberately needed (Behera, Misra 2005, Bussmann, Sharon 2006, Kunwar *et al.* 2006, Longuefosse, Nossin 1996, Saikia *et al.* 2006, Singh). The original *shloka* is mentioned in Figure 4.

ओषधीर्नामरूपाभ्यां जानते ह्यजपा वने। अविपाश्चैव गोपाश्च ये चान्ये
वनवासिनः॥

चरकसंहिता सु. स्था. खण्ड-१ ॥१२१॥

(*ausadhi nāmrūpabhyām jānte hyajapā vane, avipāśchāiv gopāśch ye chānye
vanvāsinali*)

Figure 4: Shloka given in “Charaksamhita” mentioning about the importance of various forest people in the identification of the plants.

CONCLUSION

In the rural areas of Uttarakhand, practice of plant based medicine and local traditional knowledge plays a vital role in people's lives, and such knowledge is widespread. This knowledge is becoming even more important in the primary healthcare system of the rural mountainous areas where there is a huge scarcity of registered medical practitioners. This explorative survey accentuated the importance of preservation and documentation of traditional knowledge for various disease conditions and for additional elaborative scientific research on these as well as other plants for the evaluation of their therapeutic efficacy and safety. Proper scientific validation is an important step for the standardization and optimum utilization of the therapeutic claims in the field of drug discovery from natural products.

REFERENCES

- Aburjai T, Hudaib M, Tayyem R, Yousef M, Qishawi M. Ethnopharmacological survey of medicinal herbs in Jordan, the Ajloun Heights region. *Journal of ethnopharmacology*, 2007 Mar 21; 110(2): 294-304.
- Behera SK, Misra MK. Indigenous phytotherapy for genito-urinary diseases used by the Kandha tribe of Orissa, India. *Journal of Ethnopharmacology*, 2005 Dec 1; 102(3): 319-25.
- Bhatt D, Sharma P, Sharma L, Joshi GC. Folk herbal remedies for skin care in Kumaun Himalaya. *Journal of Non-Timber Forest Products*, 2012 Dec 1; 19(4): 309-12.
- Bussmann RW. Ethnobotany of the Samburu of Mt. Nyiru, South Turkana, Kenya. *Journal of ethnobiology and Ethnomedicine*, 2006 Sep 6; 2(1): 35.
- Charak Samhita of Agnivesa*; Pt. Kasinatha Sastri, Dr.Gorakhanatha Chaudhari; Chaukhambha Bharti Academy; Reprint: 2015.
- Davids D, Gibson D, Johnson Q. Ethnobotanical survey of medicinal plants used to manage high blood pressure and type 2 diabetes mellitus in Bitterfontein, Western Cape Province, South Africa. *Journal of ethnopharmacology*, 2016 Dec 24; 194: 755-66.
- Eddouks M, Ajebli M, Hebi M. Ethnopharmacological survey of medicinal plants used in Daraa-Tafilalet region (Province of Errachidia), Morocco. *Journal of ethnopharmacology*, 2017 Feb 23; 198: 516-30.
- Eisenberg DM, Davis RB, Ettner SL, Appel S, Wilkey S, Van Rompay M, Kessler RC. Trends in alternative medicine use in the United States, 1990-1997: results of a followup national survey. *Jama*. 1998 Nov 11; 280(18): 1569-75.
- Farooquee NA, Majila BS, Kala CP. Indigenous knowledge systems and sustainable management of natural resources in a high altitude society in Kumaun Himalaya, India. *Journal of Human Ecology*, 2004 Sep 1; 16(1): 33-42.
- Gangwar KK, Deepali GR, Gangwar RS. Ethnomedicinal plant diversity in Kumaun himalaya of Uttarakhand, India. *Nat Sci*, 2010; 8(5): 66-78.
- Joshi MP, Negi VS. Was there a Central Pahari? An appraisal of Grierson's classification of three Pahari languages groups. *Himalaya: past and present*. 1994; 3: 259-73.
- Jyotsana Sharma JS, Gaur RD, Painuli RM. Conservation status and diversity of some important plants in the Shiwalik Himalaya of Uttarakhand, India.
- Jaradat NA, Zaid AN, Al-Ramahi R, Alqub MA, Hussein F, Hamdan Z, Mustafa M, Qneibi M, Ali I. Ethnopharmacological survey of medicinal plants practiced by traditional healers and herbalists for treatment of some urological diseases in the West.
- Bank/Palestine. *BMC Complementary and Alternative Medicine*, 2017 May 8; 17(1): 255.
- Kala CP, Farooquee NA, Majila BS. Indigenous knowledge and medicinal plants used by Vaidyas in Uttaranchal, India. *Natural Product Radiance*, 2005 May; 4(3): 195-204.
- Kapoti B, Lodhiyal N, Lodhiyal LS. Ethno-Medicinal plants and their uses by Van Panchayat people in Nainital of Kumaun Region, Uttarakhand. *Biolife Journal of biology and life science*, 2014; 2(2): 526-32.
- Katiri A, Barkaoui M, Msanda F, Boubaker H. Ethnobotanical survey of medicinal plants used for the treatment of diabetes in the Tizi n'Test region (Taroudant Province, Morocco). *J pharmacogn nat prod*, 2017; 3(1): 2472-0992.
- Kose LS, Moteetee A, Van Vuuren S. Medicinal plants used for the treatment of tuberculosis in

- Lesotho: An ethnobotanical survey. South African Journal of Botany, 2015 May 1; 98: 183.
20. Kunwar RM, Nepal BK, Kshhetri HB, Rai SK, Bussmann RW. Ethnomedicine in Himalaya: a case study from Dolpa, Humla, Jumla and Mustang districts of Nepal. Journal of ethnobiology and ethnomedicine, 2006 Jun 2; 2(1): 27.
 21. Longuefosse JL, Nossin E. Medical ethnobotany survey in Martinique. Journal of Ethnopharmacology. 1996 Sep 1; 53(3): 117-42.
 22. Martin, G.J. (1995). *Ethnobotany: A Methods Manual*. Chapman and Hall, London.
 23. Mawdsley E. Nonsecessionist regionalism in India: The Uttarakhand separate state movement. Environment and Planning A. 1997 Dec; 29(12): 2217-35.
 24. Negi VS, Maikhuri RK, Rawat LS. Non-timber forest products (NTFPs): a viable option for biodiversity conservation and livelihood enhancement in central Himalaya. Biodiversity and Conservation, 2011 Mar; 20(3): 545-59.
 25. Phondani PC, Maikhuri RK, Rawat LS, Farooque NA, Kala CP, Vishvakarma SR, Rao KS, Saxena KG. Ethnobotanical uses of plants among the Bhotiya tribal communities of Niti Valley in Central Himalaya, India. Ethnobotany Research and Applications, 2010 Aug 9; 8: 233-44.
 26. Rahman IU, Ijaz F, Iqbal Z, Afzal A, Ali N, Afzal M, Khan MA, Muhammad S, Qadir G, Asif M. A novel survey of the ethno medicinal knowledge of dental problems in Manoor Valley (Northern Himalaya), Pakistan. Journal of Ethnopharmacology, 2016 Dec 24; 194: 877-94.
 27. Tiwari D, Sah AN, Bawari S, Bussmann RW. Ethnobotanical investigations on plants used in folk medicine by native people of Kumaun Himalayan Region of India. Ethnobotany Research and Applications, 2020 Jul 24; 20: 1-35.
 28. Saikia AP, Ryakala VK, Sharma P, Goswami P, Bora U. Ethnobotany of medicinal plants used by Assamese people for various skin ailments and cosmetics. Journal of Ethnopharmacology, 2006 Jun 30; 106(2): 149-57.
 29. Zhao L, Tian S, Wen E, Upur H. An ethnopharmacological study of aromatic Uyghur medicinal plants in Xinjiang, China. Pharmaceutical biology, 2017 Jan 1; 55(1): 111430.